MPD 01 – CoS Non Interval

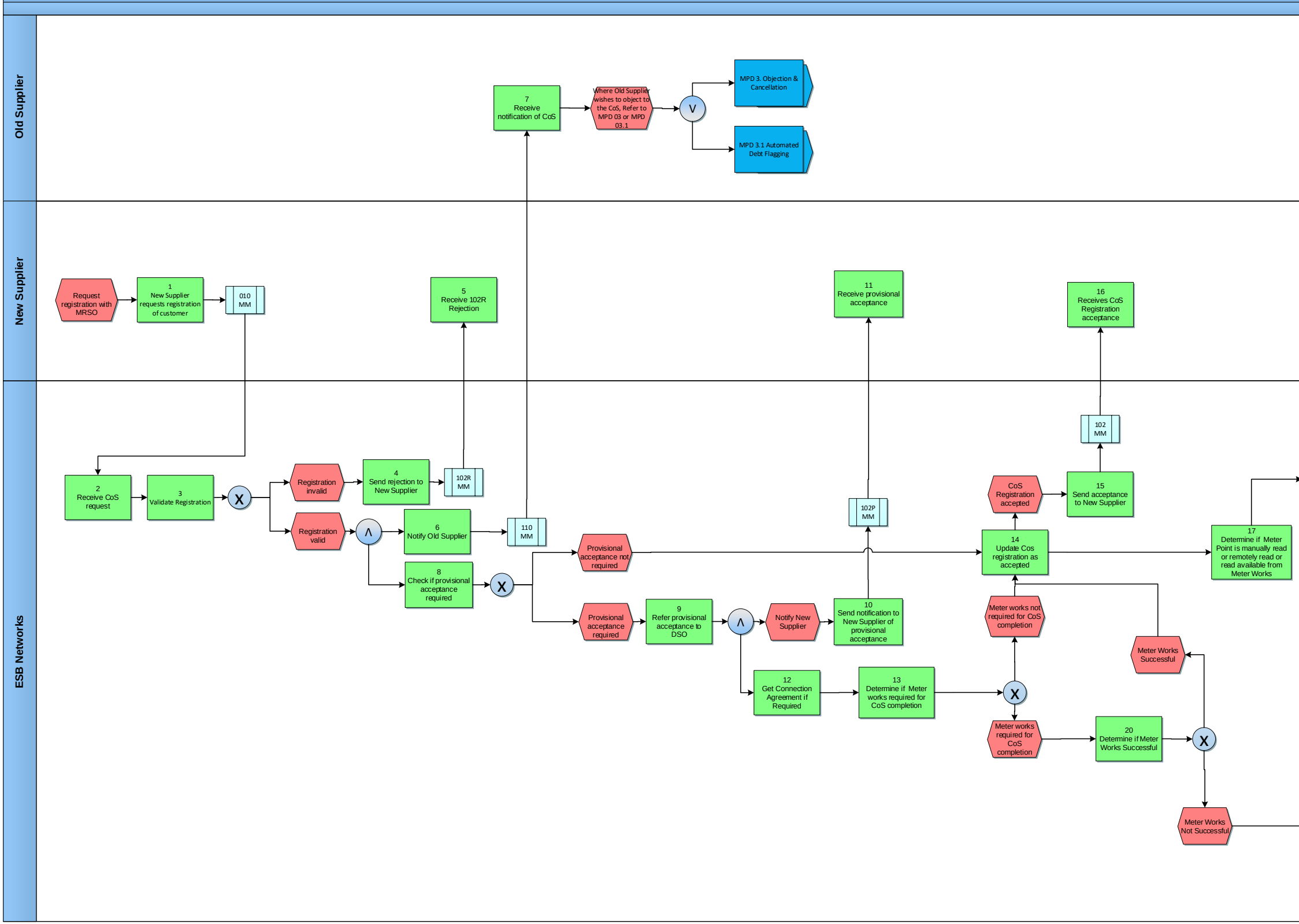
Old Supplier
New Supplier
ESB Networks
7 Receive notification of CoS
Where Old Supplier wishes to object to the CoS, Refer to MPD 03 or MPD 03.1
V
MPD 3. Objection & Cancellation
MPD 3.1 Automated Debt Flagging
Request registration with MRSO
1 New Supplier requests registration of customer
010 MM
5 Receive 102R Rejection
11 Receive provisional acceptance
16 Receives CoS Registration acceptance
2 Receive CoS request
3 Validate Registration
X
Registration invalid
4 Send rejection to New Supplier
102R MM
Registration valid
Λ
6 Notify Old Supplier
110 MM
8 Check if provisional acceptance required
X
Provisional acceptance not required
Provisional acceptance required
9 Refer provisional acceptance to DSO
Λ
Notify New Supplier
10 Send notification to New Supplier of provisional acceptance
102P MM
12 Get Connection Agreement if Required
13 Determine if Meter works required for CoS completion
X
CoS Registration accepted
15 Send acceptance to New Supplier
102 MM
14 Update Cos registration as accepted
17 Determine if Meter Point is manually read or remotely read or read available from Meter Works
Meter works not required for CoS completion
Meter Works Successful
Meter works required for CoS completion
20 Determine if Meter Works Successful
X
Meter Works Not Successful

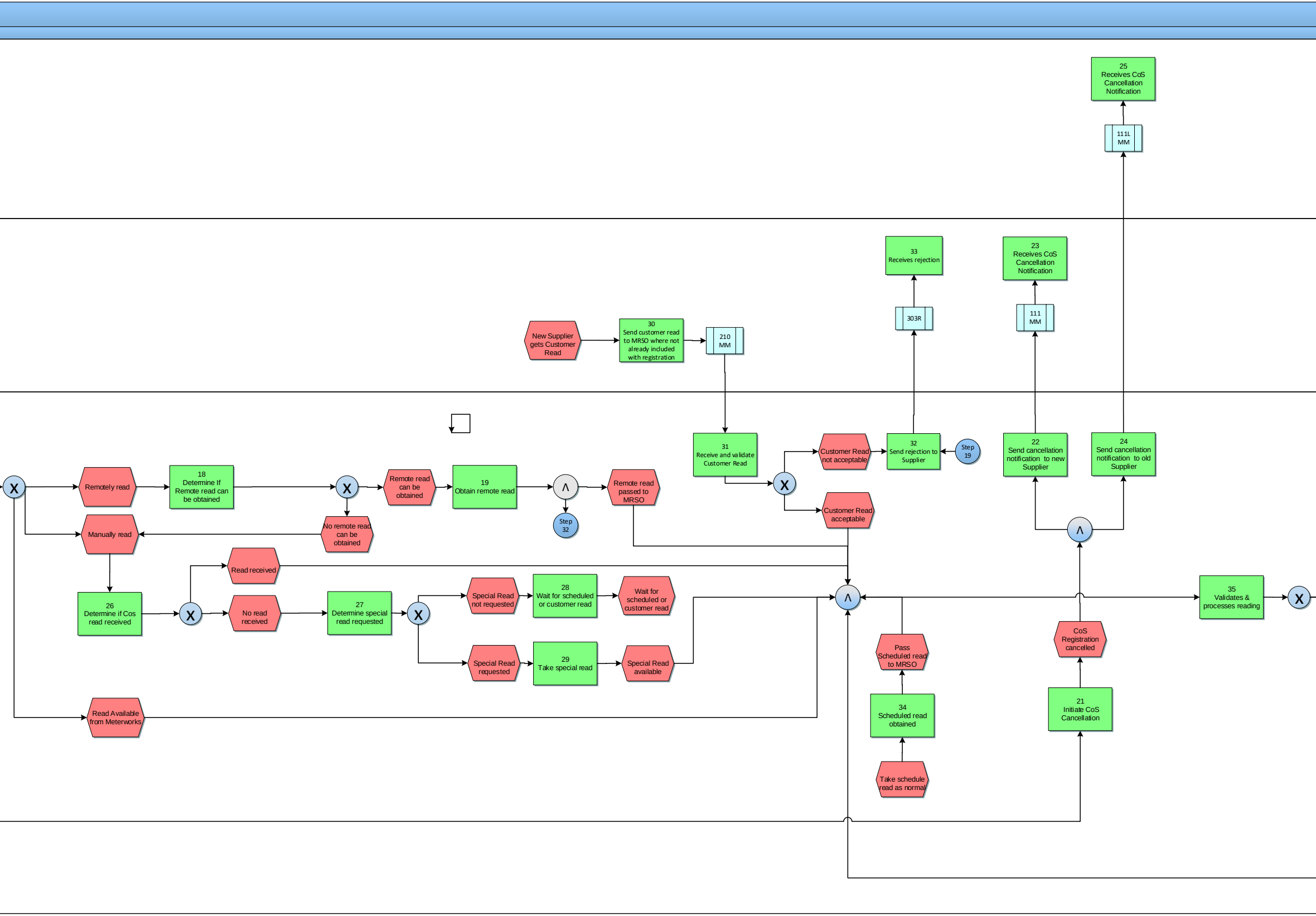
25
Receives CoS Cancellation Notification
111L MM
33
Receives rejection
23
Receives CoS Cancellation Notification
303R
111 MM
New Supplier gets Customer Read
30
Send customer read to MRSO where not already included with registration
210 MM
31
Receive and validate Customer Read
Customer Read not acceptable
32
Send rejection to Supplier
Step 19
22
Send cancellation notification to new Supplier
24
Send cancellation notification to old Supplier
X
Remotely read
18
Determine If Remote read can be obtained
X
Remote read can be obtained
19
Obtain remote read
Λ
Remote read passed to MRSO
X
Customer Read acceptable
Λ
Manually read
No remote read can be obtained
Step 32
Read received
26
Determine if Cos read received
X
No read received
27
Determine special read requested
X
Special Read not requested
28
Wait for scheduled or customer read
Wait for scheduled or customer read
Special Read requested
29
Take special read
Special Read available
Λ
Pass Scheduled read to MRSO
34
Scheduled read obtained
Take schedule read as normal
CoS Registration cancelled
21
Initiate CoS Cancellation
35
Validates & processes reading
X
Read Available from Meterworks

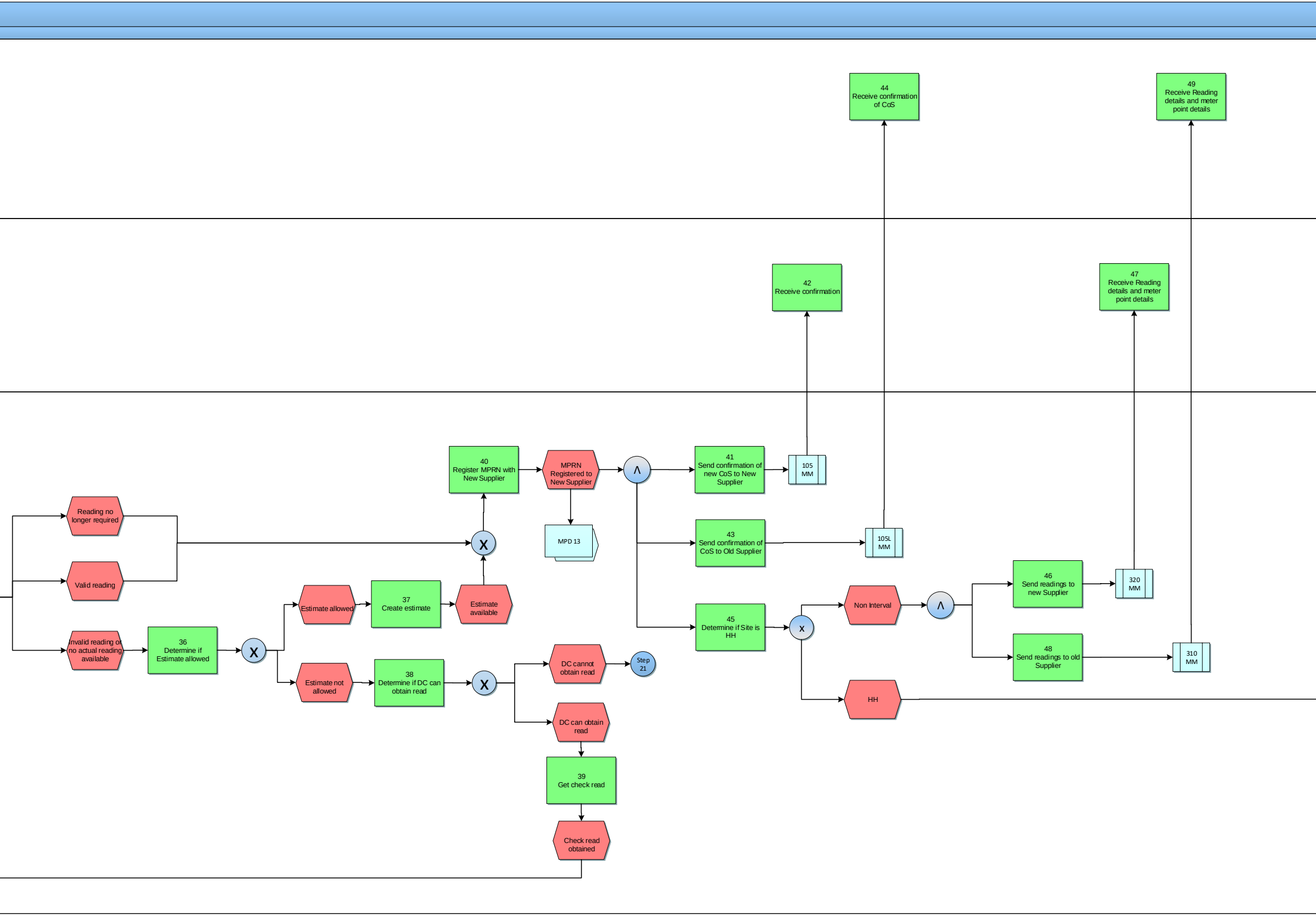
44
Receive confirmation of CoS
49
Receive Reading details and meter point details
42
Receive confirmation
47
Receive Reading details and meter point details
40
Register MPRN with New Supplier
MPRN Registered to New Supplier
Λ
41
Send confirmation of new CoS to New Supplier
105
MM
MPD 13
43
Send confirmation of CoS to Old Supplier
105L
MM
Reading no longer required
Valid reading
X
Invalid reading or no actual reading available
36
Determine if Estimate allowed
X
Estimate allowed
37
Create estimate
Estimate available
Estimate not allowed
38
Determine if DC can obtain read
X
DC cannot obtain read
Step 21
DC can obtain read
39
Get check read
Check read obtained
45
Determine if Site is HH
x
Non Interval
Λ
46
Send readings to new Supplier
320
MM
48
Send readings to old Supplier
310
MM
HH

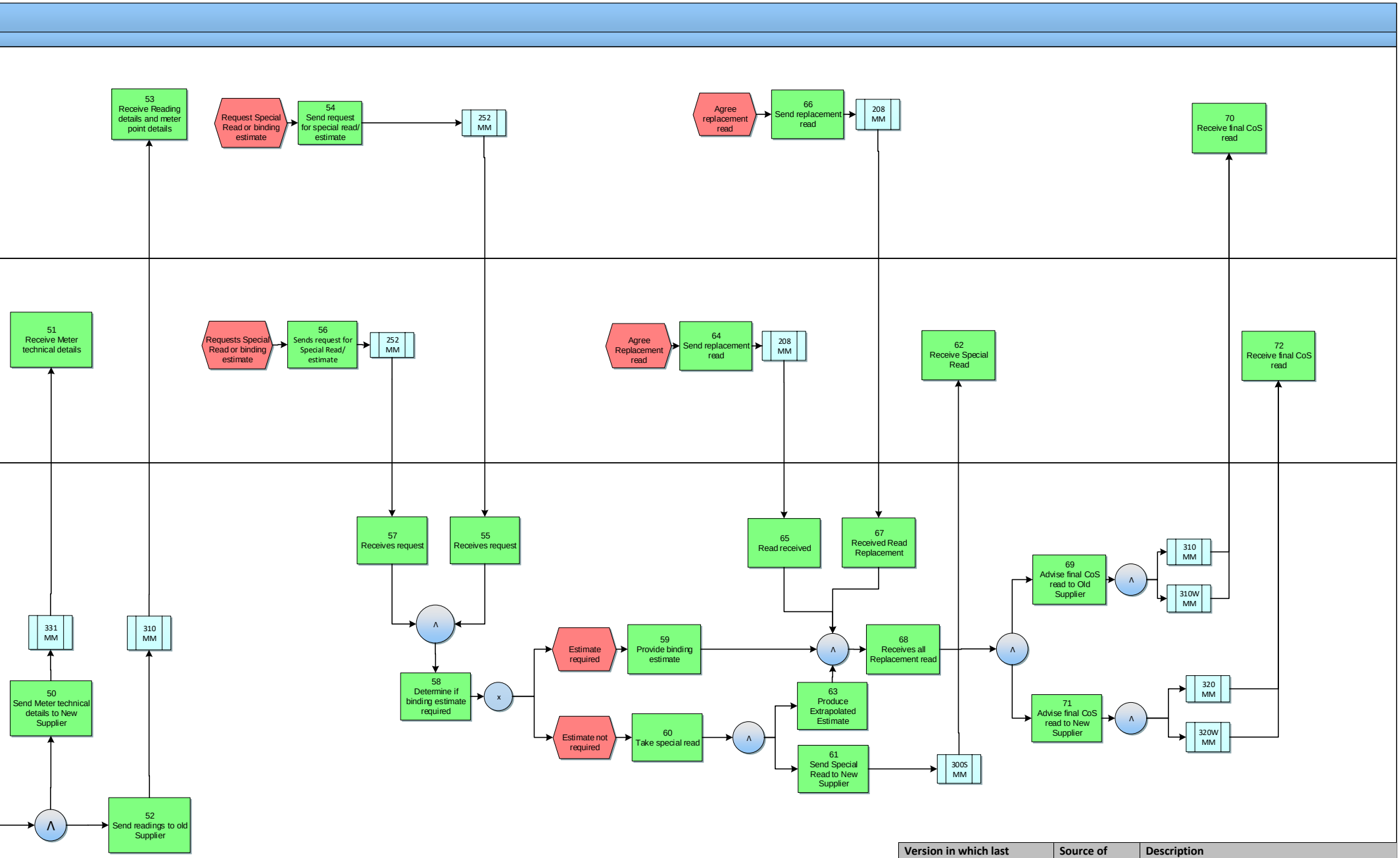
53 Receive Reading details and meter point details
Request Special Read or binding estimate
54 Send request for special read/ estimate
252 MM
Agree replacement read
66 Send replacement read
208 MM
70 Receive final CoS read
51 Receive Meter technical details
Requests Special Read or binding estimate
56 Sends request for Special Read/ estimate
252 MM
Agree Replacement read
64 Send replacement read
208 MM
62 Receive Special Read
72 Receive final CoS read
57 Receives request
55 Receives request
65 Read received
67 Received Read Replacement
69 Advise final CoS read to Old Supplier
310 MM
310W MM
^
331 MM
310 MM
58 Determine if binding estimate required
x
Estimate required
59 Provide binding estimate
68 Receives all Replacement read
Estimate not required
60 Take special read
63 Produce Extrapolated Estimate
61 Send Special Read to New Supplier
300S MM
71 Advise final CoS read to New Supplier
320 MM
320W MM
50 Send Meter technical details to New Supplier
Λ
52 Send readings to old Supplier

Version in which last change Implemented	Source of Change	Description
Version 10.5	MCR 1165 – Conversion of MPDs from ARIS to document format.	ARIS Process flow converted to Visio format and Step Table included.
Version 11.0	MCR 1111 – Automated Debt Flagging Solution	Amended Visio format to include reference to MPD 03 Objection & Cancellation & MPD 3.1 Automated Debt Flagging Solution (Step 7)
Version 13.0	MCR 1159 & MCR 0176	Incorporating changes to steps for SMART