

MARKET PROCESS DESIGN

MPD 07 1.2 – New Distribution Connected Participant Generator

TABLE OF CONTENTS

TABLE OF CONTENTS	2
1. INTRODUCTION	3
1.1 SCOPE.....	3
1.2 HISTORY OF CHANGES	3
2. PROCESS MAP	6
2.1 PROCESS DESCRIPTION	10
3.SUPPLEMENTARY INFORMATION	20

1. Introduction

1.1 Scope

This Procedure describes the process for a New Distribution Connected Participant Generator.

1.2 History of Changes

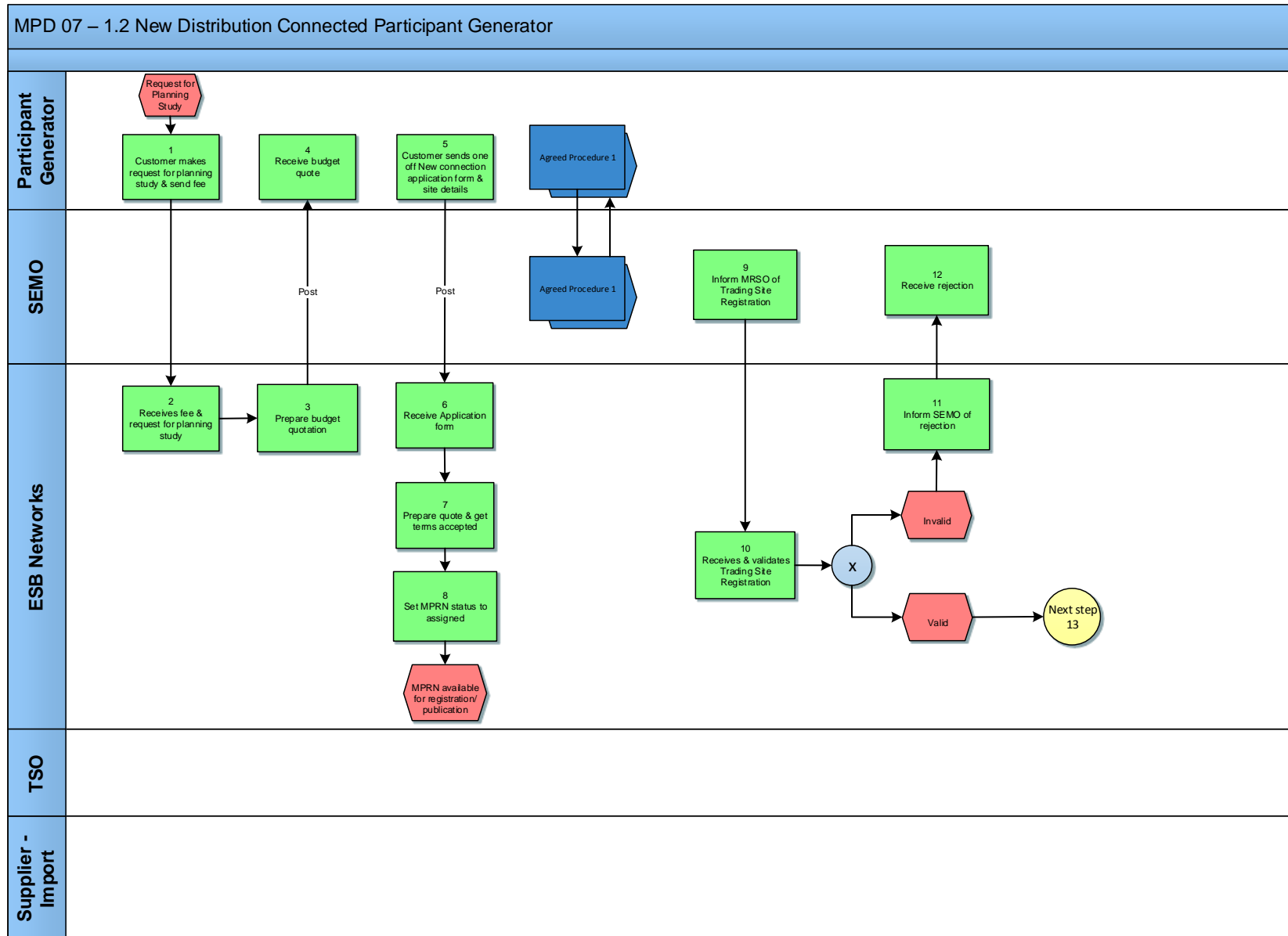
This Procedure includes the following changes:

Version in which Implemented	Source of Change	Description of Change
Draft	235	Changes to provisional acceptance criteria for change of legal entity
Draft	B037	Message 010 is used for all registrations
Draft		Removal of 103 flow to New Supplier to inform of delay in processing due to need for additional information
		No Changes since Version 3.1
		Change applied since version 3.2
Draft	Design	Diagram updated to reflect that contact with DSO for quotation occurs before contact with SSA.
		Changes applied after version 4.1
Version 4.3	MCR 0010	Update to include business rules re: provision of EAI code. The validation of EAI on 010 Message is included
Version 4.3	MCR 0040	Update to text in step 15 to confirm receipt of Market Accession Application GUAC recorded at step 19 not at step 47
Version 4.3	MCR 0024	Indicate that Non Despatchable Generators will follow the same related processes as for QH metered sites
Version 4.3	MCR 0044	Removal of Data Aggregation netting functionality.
Version 4.3	DRR 0030	Updates to clarify flow of messages and sequencing of aggregation processing.

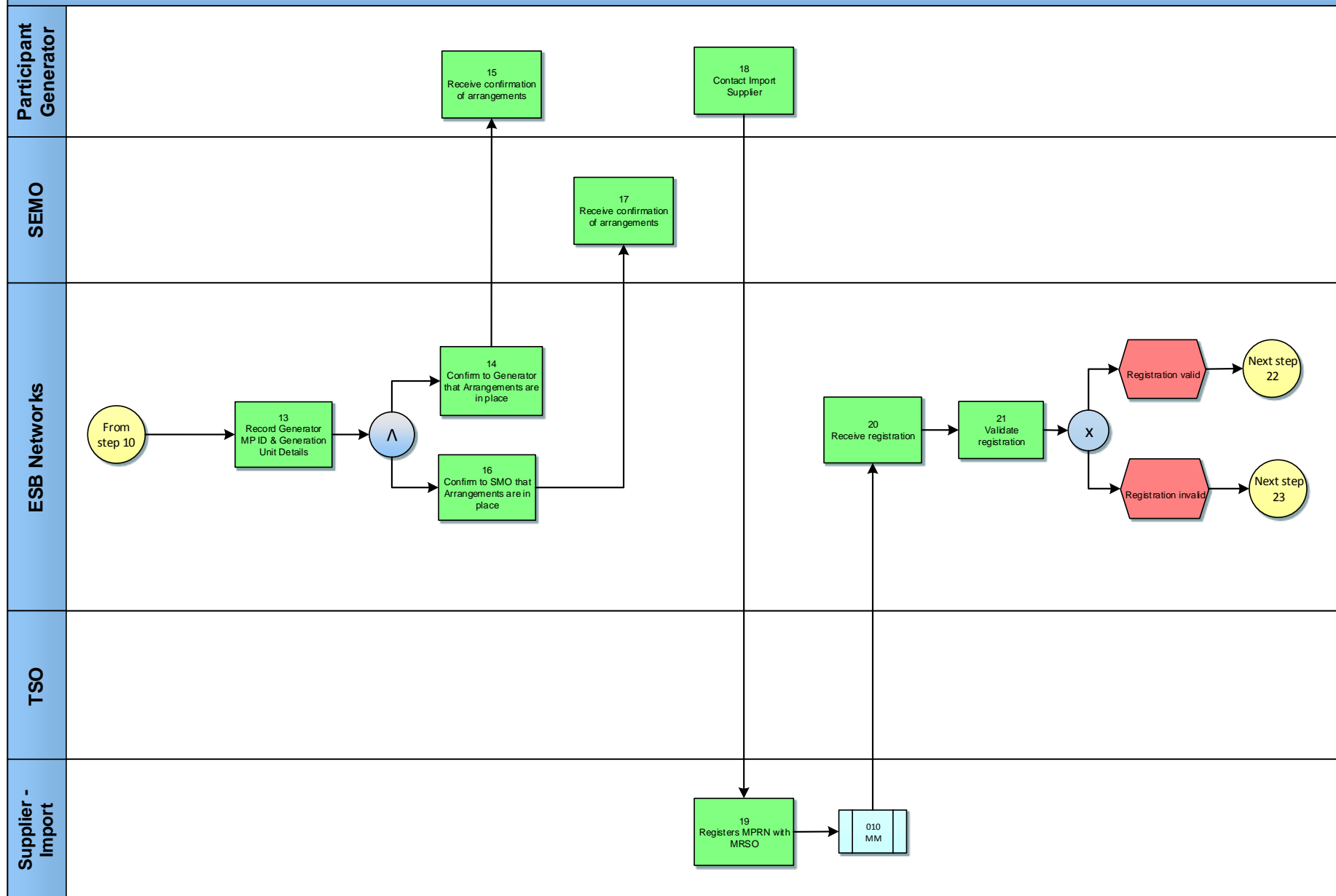
Version in which Implemented	Source of Change	Description of Change
Version 6.0	MCR 0098- MCR 0102	Amendments to satisfy new requirements of SEM implementation. Replace "New Non Despatchable Generator" with:- New Distribution Connected Non-Participant Generator 1.1 (MCR0098) New Distribution Connected Participant Generator 1.2 (MCR0099) Update Non-Participant Generator 1.3 (MCR0100) Non-Participant Generator turns Participant 1.4 (MCR0101) Participant Generator turns Non-Participant 1.5 (MCR0102) This will necessitate changes to:- ARIS Process Flow Diagram and Supporting Text Supplementary Information
Version 8.0	RMDS QA	MPD clean-up: objects enlarged to make text readable, swimlane actors shifted left, swimlanes tightened.
Version 8.0	RMDS QA	Diagram ref renamed from MPD 7 to MPD 7.2, to provide a unique reference
Version 8.0a	MCR 0161	Updated to reflect implementation of "MCR 0161 - Increasing the threshold for connection agreement return". Changed references of threshold from "100 kVA" to "MV (Medium Voltage)" the following steps: * Get Connection agreement where required * Prepare Quote and get terms accepted * Set Registration status to provisional
Version 10.4	MCR 1155 – Conversion of MPDs from ARIS to document format.	ARIS Process flow converted to Visio format and Step Table included. Changed SMO to SEMO

Version in which Implemented	Source of Change	Description of Change
Version 11.3	MCR1182 I-SEM	<p>Changes for MCR1182 V4.0 Impact of I-SEM on the Retail Market in ROI</p> <p>Removal of original steps 13,14,15,16,17 as a consequence of the removal of the Price Effecting paradigm with the advent of I-SEM. Renumbered from what was Step 18 to be 13 , and onwards sequentially. (monotonically increasing to the end)</p> <ul style="list-style-type: none"> - Non-Conformance has been corrected: Step 11 SMO changed to SEMO - Non-Conformance has been corrected: Step 12 typo Receove changed to Receive - Non-Conformance has been corrected: Step 33 and 35: these have both been moved from SEMO swimlane to come from the Participant Generator Swimlane. Note that in the Process Description these are both shown to be coming correctly from the Participant Generator role.

2. Process Map



MPD 07 – 1.2 New Distribution Connected Participant Generator



MPD 07 1.2 New Distribution Connected Participant Generator
Market Design Version 11.3

MPD 07 – 1.2 New Distribution Connected Participant Generator

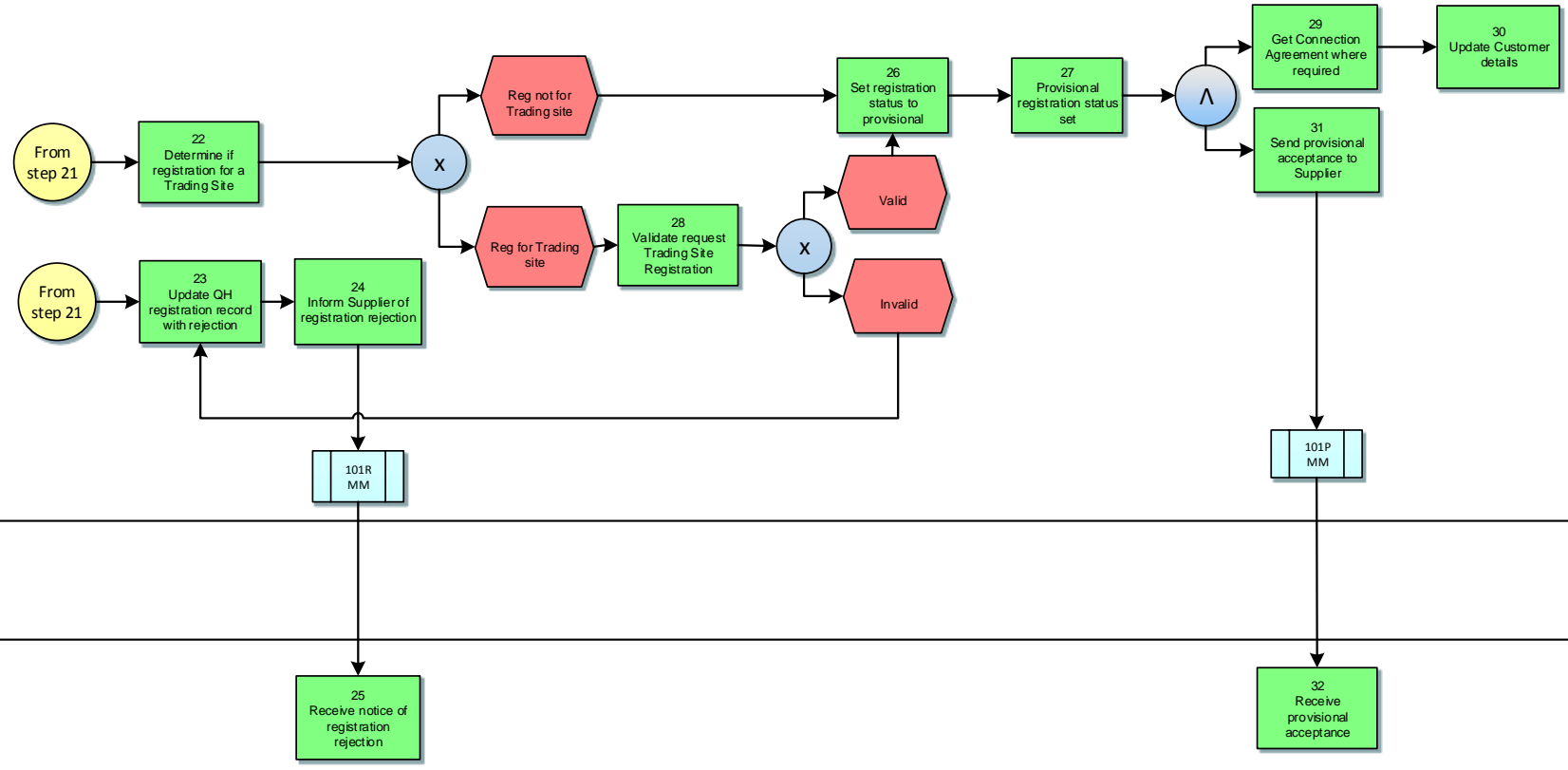
Participant Generator

SEMO

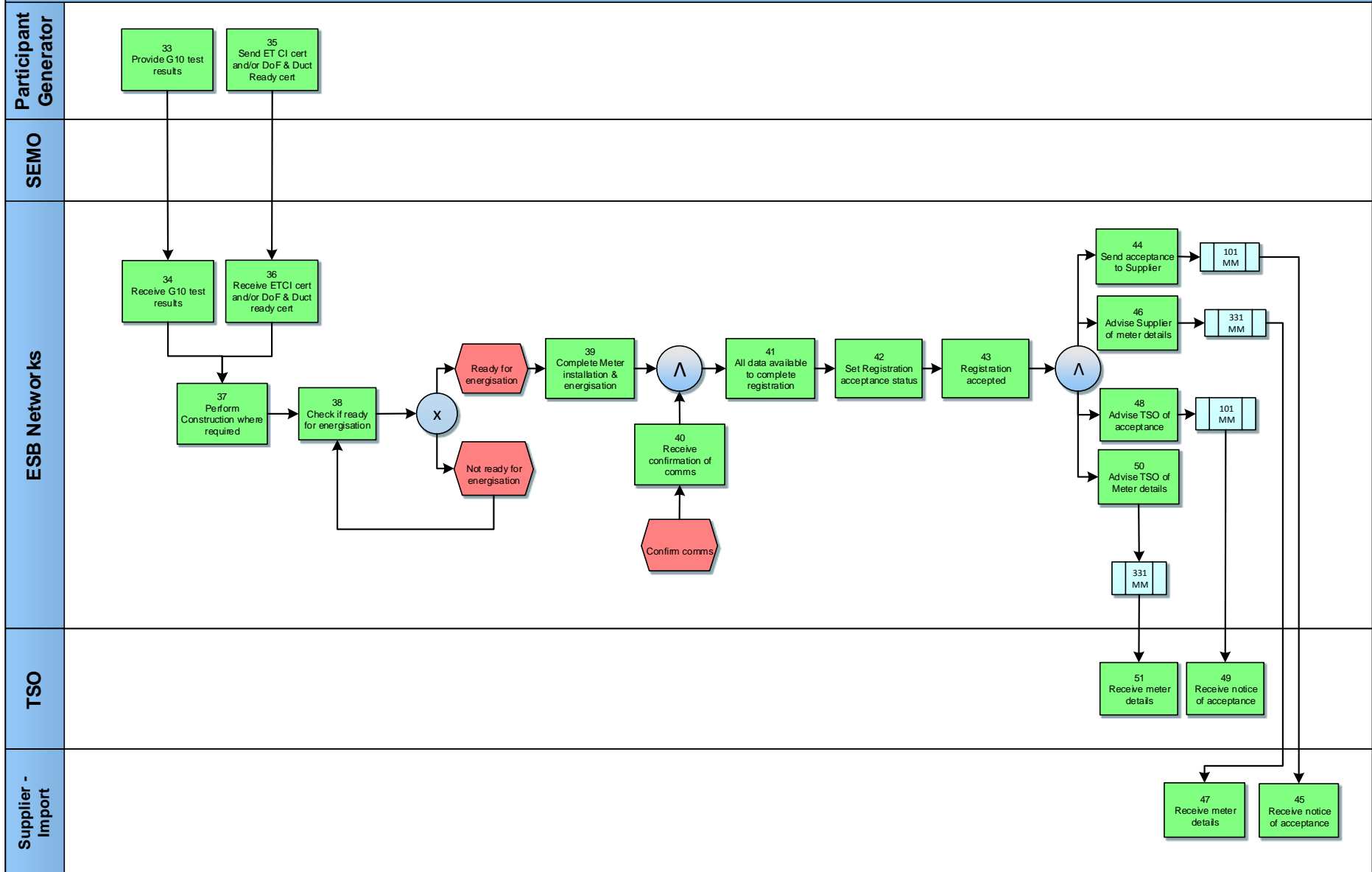
ESB Networks

TSO

Supplier- Import



MPD 07 – 1.2 New Distribution Connected Participant Generator



2.1 Process Description

	Agreed Procedure 1	Participant Generator	For details of Participant Generator Unit registration with the SEMO, please see Wholesale Market Agreed Procedure 1 (Agreed Procedure for Participant and Unit Registration and Deregistration)	
	Agreed Procedure 1	SEMO	For details of Participant Generator Unit registration with the SEMO, please see Wholesale Market Agreed Procedure 1 (Agreed Procedure for Participant and Unit Registration and Deregistration)	

Process Step		Role	Process Step Description	Interface
1	Customer makes request for planning study & sends fee	Participant Generator	Customer makes request for planning study and sends fee.	
2	Receives fee & request for planning study	ESBN	Receive fee & request for planning study.	
3	Prepare budget quotation	ESBN	Whenever DSO receives a request for a new Non Participant Generator it will prepare a budget quote and send it to the Generator.	Post
4	Receive budget quote	Participant Generator	Receive budget quote.	Post
5	Customer sends one off New connection application form & site details	Participant Generator	Customer sends one off New connection application form & site details including the number of sub-meters, if applicable.	Post
6	Receive Application form	ESBN	Receive Application form.	Post
7	Prepare quote & get terms accepted	ESBN	<p>Upon receipt of an application from the customer, DSO will prepare and issue a quotation to the customer. The status of the MPRN will be set to assigned once the following criteria have been met:</p> <ul style="list-style-type: none"> • The quotation must have been accepted and capital contribution paid, 	

Process Step		Role	Process Step Description	Interface
			<ul style="list-style-type: none"> The customer must have accepted the terms of connection and returned a signed Connection Agreement (over 100 kVA)/ Acceptance of Offer (Under 100kA). 	
8	Set MPRN status to assigned	Participant Generator	Set MPRN status to assigned.	
9	Inform MRSO of Trading Site Registration	SEMO	<p>The SEMO will inform MRSO of details surrounding a new Trading Site. Details include whether price effecting or not and whether dispatchable or controllable or not.</p> <p>Further details regarding this request can be found in Agreed Procedure 1 Appendix 3.</p>	
10	Receives & validates Trading Site Registration	ESBN	<p>MRSO receives and validates the Trading Site Registration, as follows:-</p> <ul style="list-style-type: none"> All mandatory information has been provided, MPRN assigned and not terminated, Meter Point Address is consistent with that recorded by MRSO for MPRN, MEC > participating threshold. If not, check with Generator that Export site has an appropriate CA, Metering Class must be QH, Site must not currently have Non-Participant Export arrangements registered with MRSO, <p>The site must not already have another Generation Unit ID registration – complete or in progress.</p> <ul style="list-style-type: none"> Generation Unit must not already exist at another site, Proposed effective date is no less than 20 working days after receipt of the accession notification. 	

Process Step		Role	Process Step Description	Interface
			<ul style="list-style-type: none"> • Registration valid - next step 13. • Registration invalid - next step 11. 	
11	Inform SEMO of rejection	ESBN	If the details are invalid then the MRSO will refer the request back to the SEMO.	M003
12	Receive rejection	SEMO	SEMO receive rejection.	M003

Process Step		Role	Process Step Description	Interface
13	Record Generator MP ID & Generation Unit Details	ESBN	Record Generator MP ID and Generation Unit Details.	
14	Confirm to Generator that Arrangements are in place	ESBN	Confirm to Generator that Arrangements are in Place.	
15	Receive confirmation of arrangements	Participant Generator	Participant Generator receives confirmation of arrangements.	
16	Confirm to SEMO that Arrangements are in place	ESBN	Confirm to SEMO that Arrangements are in place.	
17	Receive confirmation of arrangements	SEMO	SEMO receives confirmation of arrangements.	
18	Contact Import Supplier	Participant Generator	Contact import Supplier.	
19	Registers MPRN with MRSO	Supplier Import	The Supplier provides a registration application, completed in accordance with the applicable rules to MRSO. The Supplier is responsible for the validity of all information provided for the purposes of registering a Meter Point.	010 MM
20	Receive registration	ESBN	Receive registration.	010 MM
21	Validate registration	ESBN	<p>The Supplier provides a registration application, completed in accordance with the applicable rules to MRSO. The Supplier is responsible for the validity of all information provided for the purposes of registering a Meter Point.</p> <ul style="list-style-type: none"> • Registration valid - next step 22. • Registration invalid - next step 23. 	
22	Determine if registration for a Trading Site	ESBN	<p>Determine if reg is for a trading site.</p> <ul style="list-style-type: none"> • Registration not for trading site - next step 26. • Registration for a trading site - next step 28. 	

Process Step		Role	Process Step Description	Interface
23	Update QH registration record with rejection	ESBN	<p>Failure of the following validations will cause the registration to be rejected:</p> <ul style="list-style-type: none"> • The Supplier must have provided all mandatory information, • The MPRN must have been assigned and is not terminated, • The Supplier Id is a valid one and the Supplier has a DUoS agreement, • The Supplier must be entitled to register a Meter Point under the legislation and in accordance with the Trading and Settlement Code, • The Supplier warrants that a supply agreement exists with the customer at the Meter Point being registered, • The Supplier must provide a sub-aggregation code (SSAC) that is valid for the Supplier Unit and for the Settlement Class, • The Supplier must provide a Supplier Unit that is valid for the Supplier, • For a Trading Site the registration request must be consistent with the Wholesale Market Registration details, • EAI must be valid and not blank for sites over 30 kVA <p>If registration is rejected the Supplier is informed of the rejection with the reasons,</p> <ul style="list-style-type: none"> • Failure of the following validation will cause the registration to be rejected unless the DSO approves the new information. • Meter Point Address advised by Supplier is materially inconsistent with Meter Point Address known to MRSO. DSO may accept or reject the new address submitted by the Supplier. 	

Process Step		Role	Process Step Description	Interface
24	Inform Supplier of registration rejection	ESBN	If registration is rejected the Supplier is informed of the rejection with the reasons. A registration received prior to energisation that is provisionally accepted will supersede any previous registration. The Supplier of any previously accepted registration will be informed.	010 MM
25	Receive notice of registration rejection	Supplier Import	Receives notice of registration rejection.	010 MM
26	Set registration status to provisional	ESBN	<p>Failure of the following validations will cause the registration to be provisionally accepted, unless rejected above, pending approval by the DSO. • The Meter Point is not energised. The registration will become effective when the Meter Point is energised.</p> <p>The Connection Voltage is equal to or exceeds MV (Medium voltage) and there is no Connection Agreement in place or there is a change of customer name or registered company number or change of tenancy. In this case the DSO must confirm the existence of a Connection Agreement before the registration is accepted. It will be an exception for a registration not to be provisionally accepted as the Meter Point cannot be energised without a Supplier for QH Metered New Connections.</p>	
27	Provisional registration status set	ESBN	Provisional registration status set.	
28	Validate request Trading Site Registration	ESBN	<p>Validate against Trading Site Registration.</p> <ul style="list-style-type: none"> • Registration valid - next step 26. • Registration invalid - next step 23. 	
29	Get Connection Agreement where required	ESBN	Where DSO is informed that a registration has been provisionally accepted pending receipt of a Connection Agreement (in cases where Connection Voltage is equal to or exceeds MV (Medium Voltage)) DSO will obtain a Connection Agreement from the new Generator and signal the existence of the Connection Agreement to MRSO.	
30	Update Customer details	ESBN	ESB networks updates customer details.	

Process Step		Role	Process Step Description	Interface
31	Send provisional acceptance to Supplier	ESBN	If the registration is provisionally accepted the Supplier will be informed of the provisional acceptance, with reasons, together with Meter Point status and characteristics known to MRSO at the time.	101P MM
32	Receive provisional acceptance	Supplier Import	- Receive Provisional acceptance.	101P MM
33	Provide G10 test results	Participant Generator	Provide G10 test results.	
34	Receive G10 test results	ESBN	Receive G10 test results.	
35	Send ETCI cert and/or DoF & Duct Ready cert	Participant Generator	Send ETCI cert and/or DoF & Duct Ready cert.	
36	Receive ETCI cert and/or DoF & Duct Ready cert	ESBN	Receive ETCI cert and/or DoF and Duct ready cert.	
37	Perform Construction where required	ESBN	The generator will be responsible for providing confirmation of G10 test results to DSO. A wiring certificate, Declaration of Fitness and Duct Ready Certificate may also be required from the generator. When these have been received any construction required at the generator's site will be performed.	

Process Step		Role	Process Step Description	Interface
38	Check if ready for energisation	ESBN	<p>Check if ready for energisation.</p> <ul style="list-style-type: none"> •SEMO registration in place, • Data Collector arrangements are in place, • All payment required has been received, • A Connection Agreement must be in place, • Wiring certificate / Declaration of Fitness has been received, • Confirmation that G 10 test certificate has been received, • A Provisional Supplier Registration is in place, • The MV90 link with PDS has been confirmed. <ul style="list-style-type: none"> • Ready for energisation - next step 39. • Not ready for energisation - next step 38. 	

Process Step		Role	Process Step Description	Interface
39	Complete Meter installation & energisation	ESBN	<p>Meters will be installed in accordance with applicable Metering codes, practices and standards and energisation will be completed at the meter point when the following criteria have been met:</p> <ul style="list-style-type: none"> • All Payment required has been received, • A Connection Agreement must be in place, • All certificates required (wiring certificate/Declaration of fitness etc.) have been received, • Confirmation that G10 test certificate has been received, • A Provisional Supplier registration is in place, 	
40	Receive confirmation of comms	ESBN	The Data Collector will be required to confirm the existence of a communications connection at the new generator site to DSO to allow for data collection.	
41	All data available to complete registration	ESBN	At energisation and once communications have been verified, DSO makes the meter details and the Meter Point status available to MRSO and completes the Meter Point characteristics.	
42	Set Registration acceptance status	ESBN	Set Registration acceptance status.	
43	Registration accepted	ESBN	Registration accepted.	

Process Step		Role	Process Step Description	Interface
44	Send acceptance to Supplier	ESBN	When energisation of a meter point which has been provisionally accepted has been recorded and all other conditions for final acceptance are met, then the registration is confirmed and the Supplier and TSO will be informed of the final acceptance. Aggregation of import data will commence at this point. Where energisation is not notified to MRSO within five days of the energisation date then, when energisation is identified: - a registration acceptance, backdated to the energisation date, will be sent to the provisionally accepted Supplier Should a Meter Point have a provisionally accepted Supplier Registration for sixty working days and that Meter Point has not been energised, MRSO will issue a report to the Supplier and the DSO.	101 MM
45	Receive notice of acceptance	Supplier Import	Receives notice of acceptance.	101 MM
46	Advise Supplier of meter details	ESBN	MRSO will validate and record the meter details and provide this data to the Supplier and TSO.	331 MM
47	Receive meter details	Supplier Import	Receive meter details.	331 MM
48	Advise TSO of acceptance	ESBN	When energisation of a meter point which has been provisionally accepted has been recorded and all other conditions for final acceptance are met, then the registration is confirmed and the Supplier and TSO will be informed of the final acceptance. Aggregation of import data will commence at this point. Where energisation is not notified to MRSO within five days of the energisation date then, when energisation is identified: - a registration acceptance, backdated to the energisation date, will be sent to the provisionally accepted Supplier Should a Meter Point have a provisionally accepted Supplier Registration for sixty working days and that Meter Point has not been energised, MRSO will issue a report to the Supplier and the DSO.	101 MM
49	Receive notice of acceptance	TSO	Receives notice of acceptance.	101 MM
50	Advise TSO of meter details	ESBN	MRSO will validate and record the meter details and provide this data to the Supplier and TSO.	331 MM
51	Receive meter details	TSO	Receive meter details.	331 MM

3. Supplementary Information

Non Participant Generator Related Market Processes

The market processes as defined for Quarter Hourly metered sites (for example Change of Supplier, Change of Legal Entity) will apply to Non Participant Generators unless stated otherwise.

Communication of the MPRN.

Note: The Generator will receive the MPRN within Schedule 1 of their Connection Agreement which they get with their quotation.