

MARKET PROCESS DESIGN

MPD 07 1.1 – New Distribution Connected Non-Participant Generator

TABLE OF CONTENTS

TABLE OF CONTENTS	2
1. INTRODUCTION	3
1.1 SCOPE	3
1.2 HISTORY OF CHANGES	3
2. PROCESS MAP	6
2.1 PROCESS DESCRIPTION	8
3. SUPPLEMENTARY INFORMATION	17

1. Introduction

1.1 Scope

This Procedure describes the process for a Participant Generator turns into Non-Participant.

1.2 History of Changes

This Procedure includes the following changes:-

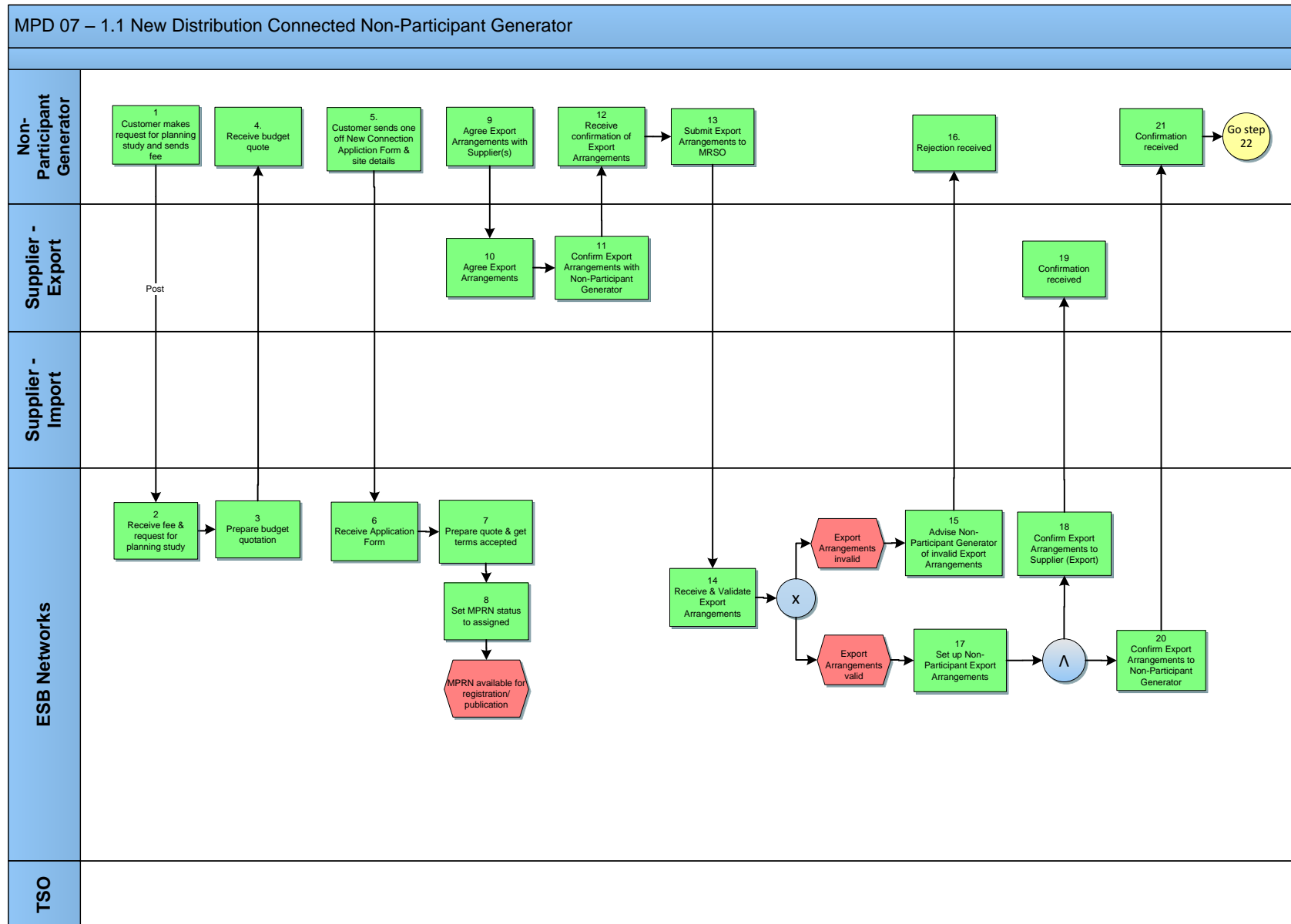
Version in which last change Implemented	Source of Change	Description of Change
Draft	235	Changes to provisional Acceptance criteria for change of legal entity.
Draft	B037	Message 010 is used for all Registrations.
Draft		Removal of 103 flow to New Supplier to inform of delay in processing due to need for additional information.
		No Changes since Version 3.1
		Change applied since version 3.2
Draft	Design	Diagram updated to reflect that contact with DSO for quotation occurs before contact with SSA.
		Changes applied after version 4.1
Version 4.3	MCR 0010	Update to include business rules re: provision of EAI code. The validation of EAI on 010 Message is included.
Version 4.3	MCR 0040	Update to text in step 15 to confirm receipt of Market Accession Application GUAC recorded at step 19 not at step 47.
Version 4.3	MCR 0024	Indicate that Non Despatchable Generators will follow the same related processes as for QH Metered sites.

MPD 07 1.1 New Distribution Connected Non-Participant Generator
Market Design Version 10.5

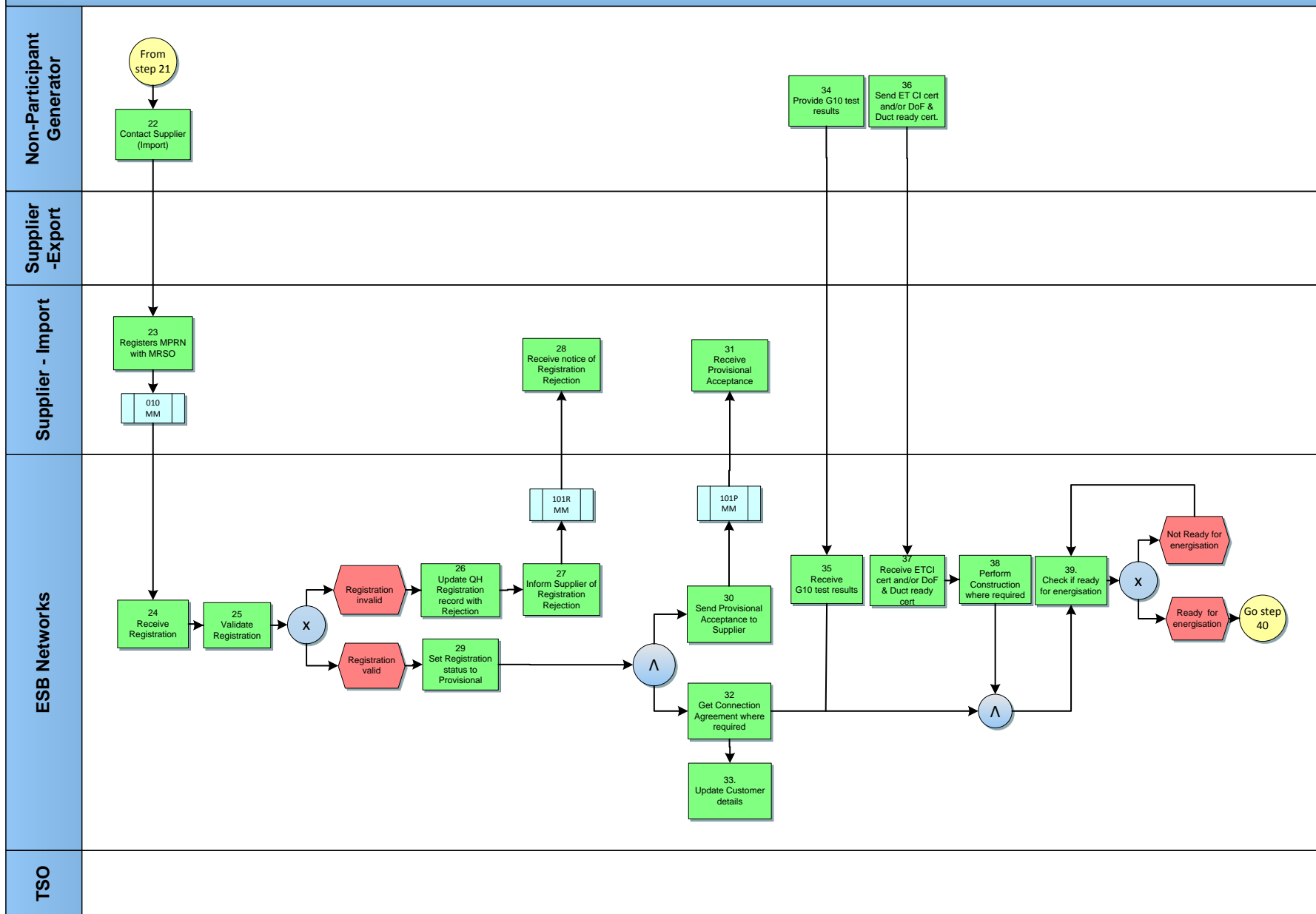
Version in which last change Implemented	Source of Change	Description of Change
Version 4.3	MCR 0044	Removal of Data Aggregation netting functionality.
Version 4.3	DRR 0030	Updates to clarify flow of messages and sequencing of aggregation processing.
Version 6.0	MCR 0098- MCR 0102	Amendments to satisfy new requirements of SEM implementation. Replace "New Non Despatchable Generator" with:- New Distribution Connected Non-Participant Generator 1.1 (MCR0098) New Distribution Connected Participant Generator 1.2 (MCR0099) Update Non-Participant Generator 1.3 (MCR0100) Non-Participant Generator turns Participant 1.4 (MCR0101) Participant Generator turns Non-Participant 1.5 (MCR0102) This will necessitate changes to:- ARIS Process Flow Diagram and Supporting Text Supplementary Information
Version 8.0	RMDS QA	MPD clean-up: objects enlarged to make text readable, swimlane actors shifted left, swimlanes tightened.
Version 8.0	RMDS QA	Diagram ref renamed from MPD 7 to MPD 7.1, to provide a unique reference.
Version 8.0a	MCR 0161	Updated to reflect implementation of "MCR 0161 - Increasing the threshold for connection agreement return". Changed references of threshold from "100 kVA" to "MV (Medium Voltage)" the following steps: * Get Connection agreement where required * Prepare Quote and get terms accepted * Set Registration status to provisional

Version in which last change implemented	Source of Change	Description of Change
Version 10.5	MCR 1165 – Conversion of MPDs from ARIS to document format.	ARIS Process flow converted to Visio format and Step Table included.

2. Process Map

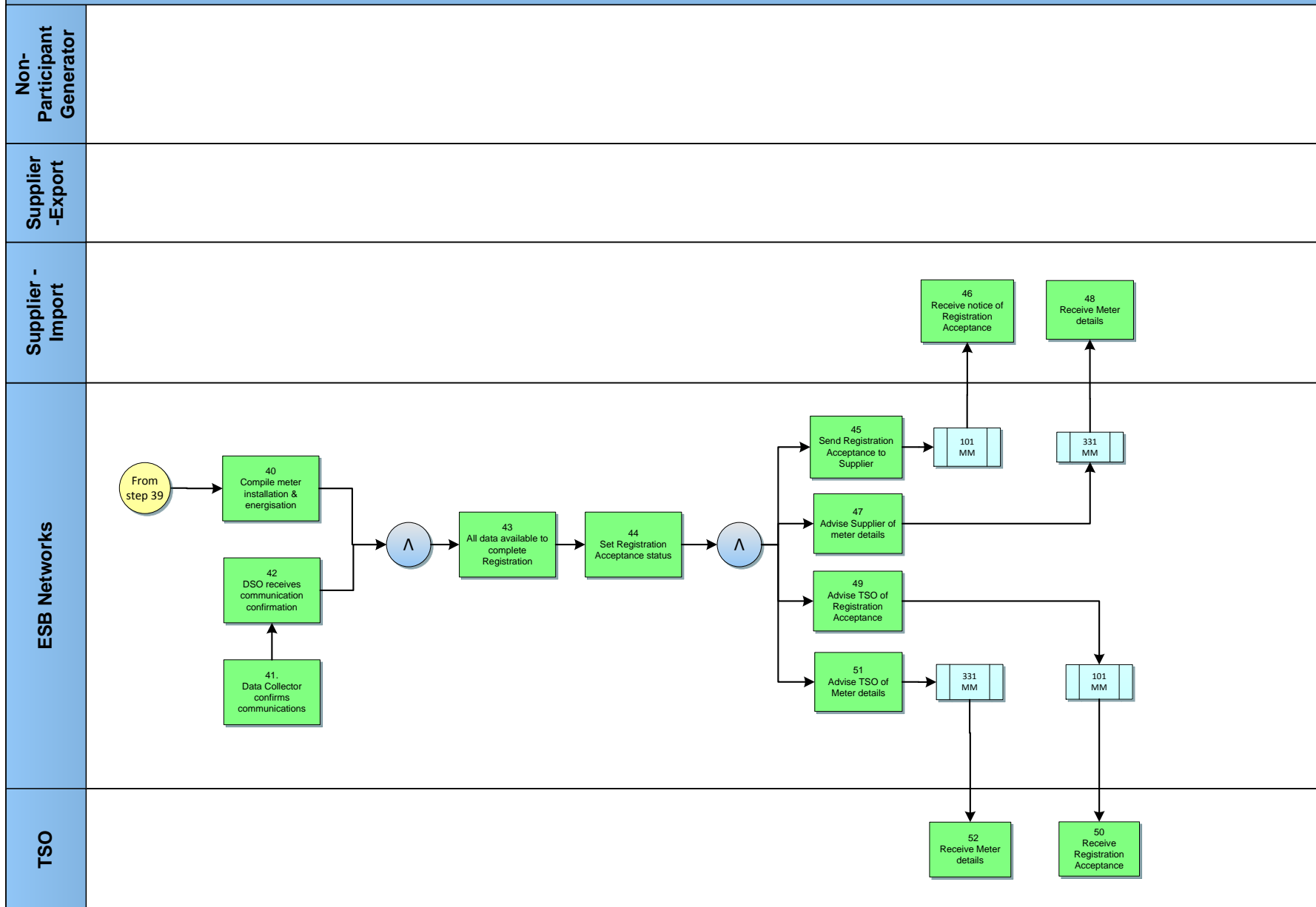


MPD 07 – 1.1 New Distribution Connected Non-Participant Generator



MPD 07 1.1 New Distribution Connected Non-Participant Generator
Market Design Version 10.5

MPD 07 – 1.1 New Distribution Connected Non-Participant Generator



2.1 Process Description

Process Step		Role	Process Step Description	Interface
1	Customer makes request for planning study & sends fee	Non-Participant Generator	Customer makes request for planning study & sends fee.	Post
2	Receive fee & request for planning study	ESBN	DSO receive fee & request for planning study from Non-Participant Generator.	
3	Prepare budget quotation	ESBN	Whenever DSO receives a request for a new Non-Participant Generator it will prepare a budget quote and send it to the Generator.	
4	Receive budget quote	Non-Participant Generator	Non-Participant Generator receive budget quote.	
5	Customers sends one off New Connection Application Form & site details	Non-Participant Generator	Customer sends one off New Connection Application Form & site details including the number of sub-meters, if applicable.	
6	Receive Application form	ESBN	ESBN receives New Connection Application Form from Non-Participant Generator.	
7	Prepare quote & get terms accepted	ESBN	Upon receipt of a New Application from the Customer, DSO will prepare and issue a quotation to the Customer. The status of the MPRN will be set to assigned once the following criteria have been met: <ul style="list-style-type: none"> The quotation must have been accepted and capital contribution paid The Customer must have accepted the terms of connection and returned a signed Connection Agreement (over MV (Medium Voltage))/ Acceptance of Offer (Under MV) 	
8	Set MPRN status to assigned	ESBN	The status of the MPRN is set to assigned.	
9	Agree Export Arrangements with Supplier(s)	Non-Participant Generator	The Non-Participant Generator will make arrangements with one or more Suppliers for the sale of the export from the site. Up to three arrangements may be made for one Meter point. Each of these output quantities is the subject of an "Export Arrangement".	

Process Step		Role	Process Step Description	Interface
10	Agree Export Arrangements	Supplier Export	<p>Each Supplier must accept the defined Export Arrangements for the site. Details as to the contents and layout of these forms can be found in Working Practice 014. The following should be confirmed for each arrangement:-</p> <ul style="list-style-type: none"> • Site MPRN • Meter Point Address (compatible with standard retail format), • Meter Serial No(s). (optional), • Generator's agreement Reference • Definition of the Export Arrangements detailing Physical Metering arrangements and/or percent splits where relevant, • Supplier ID, • Supplier Unit ID, • Proposed effective date (for consistency with Participant Registration). 	
11	Confirm Export Arrangements with Non-Participant Generator	Supplier Export	<p>Each Supplier must confirm their consent to the defined Export Arrangements with the Non-Participant Generator by way of an Export Arrangement Supplier Consent Form. This form will document their acceptance and define the Supplier ID and Supplier Unit ID to be used. Details as to the contents and layout of these forms can be found in Working Practice 014.</p>	
12	Receive confirmation of Export Arrangements	Non-Participant Generator	<p>Non-Participant Generator receives confirmation of Export Arrangements.</p>	
13	Submit Export Arrangements to Meter Registration Services Operator (MRSO)	Non-Participant Generator	<p>Once the Non-Participant Generator has received Export Arrangement Supplier Consent Forms for all defined Export Arrangements for the site this should be communicated to the MRSO via a Request for / Update of Export Arrangements Form. This form will document the defined arrangements in terms of both Metering and Percentage Split details per Export Arrangement. The Non-Participant Generator will include all the relevant Export Arrangement Supplier Consent Forms. Details as to the contents and layout of these forms can be found in Working Practice 014.</p>	

Process Step		Role	Process Step Description	Interface
14	Receive & Validate Export Arrangements	ESBN	<p>MRSO will validate the requested Export Arrangements as follows:</p> <ul style="list-style-type: none"> • All mandatory information has been provided. • The MPRN is valid, assigned and not terminated. • The MPRN and Metering details (optional) provided match those on record. • The MPRN is set up as a Non-Participant Generation site. • The Meter Point address submitted is consistent with that on SAP for the MPRN submitted. • Non-Participant Generator name or RCN matches that on SAP for the MPRN (or generator can prove relationship). • The site is QH. • The site is not registered as a Participant Generator. • If the Proposed effective date is in the current year, site has not already registered export arrangements in the current year. • The Supplier(s) is(are) valid and assured for this Registration process. • The site MEC > 0, MEC < 10 MW. • Supplier ID / Supplier Unit combinations are valid. • Any Supplier Unit is not a Trading Site Supplier Unit. • Any percentage split of export sums to 100%. • Data Collector confirms that the total export of the site is accounted for. • Proposed effective date is greater than 10 days from the receipt date. <p style="margin-left: 40px;">Export arrangements invalid - next step 15</p> <ul style="list-style-type: none"> • Export arrangements valid - next step 19 	
15	Advise Non-Participant Generator of invalid Export Arrangements	ESBN	MRSO will advise the Generator of, and the reasons for, any failure of the validations.	
16	Rejection received	Non-Participant Generator	Non-Participant Generator receives rejection notice.	
17	Set up Non-Participant Export Arrangements	ESBN	MRSO will set up the requested Export Arrangements within their systems and define a unique Export Arrangement Reference Number for each Export Agreement for the site.	

Process Step		Role	Process Step Description	Interface
18	Confirm Export Arrangements to Supplier(Export)	ESBN	<p>MRSO will issue confirmation of each requested arrangement to the Non-Participant Generator.</p> <p>Details will include:-</p> <ul style="list-style-type: none"> • MPRN • Meter Point address. • Generator (business partner) name. • Meter Serial no(s). (optional). • Export Arrangement Reference Number. • Generator's Agreement Reference. • Definition of the Export Arrangements detailing Physical Metering arrangements and/or percent splits where relevant. • Supplier ID. • Supplier Unit ID. • Effective Date. 	
19	Confirmation received	Supplier Export	Supplier (Export) receives confirmation of Export Agreement.	
20	Confirm Export Arrangements to Non-Participant Generator	ESBN	<p>MRSO will issue confirmation of each requested arrangement to the Non-Participant Generator.</p> <p>Details will include:-</p> <ul style="list-style-type: none"> • MPRN, • Meter Point address, • Generator (business partner) name, • Meter Serial no(s). (optional), • Export Arrangement Reference Number • Generator's Agreement Reference • Definition of the Export Arrangements detailing Physical Metering arrangements and/or percent splits where relevant, • Supplier ID, • Supplier Unit ID, • Effective Date. 	
21	Confirmation received	Non-Participant Generator	Non-Participant Generator receives confirmation of Export Arrangements.	

Process Step		Role	Process Step Description	Interface
22	Contact Supplier (Import)	Non-Participant Generator	Non-Participant Generator contacts Supplier (Import).	
23	Registers MPRN with MRSO	Supplier Import	The Supplier provides a Registration Application, completed in accordance with the applicable rules to MRSO. The Supplier is responsible for the validity of all information provided for the purposes of registering a Meter Point.	010 MM
24	Receive Registration	ESBN	MRSO receive Registration request.	
25	Validate Registration	ESBN	MRSO will validate the Registration in accordance with the applicable validation rules and advise the Supplier of the outcome. MRSO will also record the Generation Unit Aggregation Code. (This can only be Separate Aggregation: The aggregation of export to the generation unit and import to the Supplier). <ul style="list-style-type: none"> • Registration invalid - next step 26 • Registration valid - next step 29 	
26	Update QH Registration record with Rejection	ESBN	Failure of the following validations will cause the Registration to be rejected: <ul style="list-style-type: none"> • The Supplier must have provided all mandatory information. • The MPRN must have been assigned and is not terminate. • The Supplier Id is a valid one and the Supplier has a DUoS agreement. • The Supplier must be entitled to register a Meter Point under the legislation and in accordance with the Trading and Settlement Code. • The Supplier warrants that a supply agreement exists with the Customer at the Meter Point being registered. • The Supplier must provide a sub-aggregation code (SSAC) that is valid for the Supplier Unit and for the Settlement Class. • The Supplier must provide a Supplier Unit that is valid for the Supplier. • For a Trading Site the Registration request must be consistent with the Wholesale Market Registration details. • EAI must be valid and not blank for sites over 30 kVA. <p>If Registration is rejected the Supplier is informed of the rejection with the reasons.</p> <p>Failure of the following validation will cause the Registration to be rejected unless the DSO approves the new information:</p> <ul style="list-style-type: none"> • Meter Point Address advised by Supplier is materially inconsistent with Meter Point Address known to MRSO. DSO may accept or reject the new address submitted by the Supplier. 	

Process Step		Role	Process Step Description	Interface
27	Inform Supplier of Registration Rejection	ESBN	If Registration is rejected the Supplier is informed of the rejection with the reasons. A Registration received prior to energisation that is provisionally accepted will supersede any previous Registration. The Supplier of any previously accepted Registration will be informed.	101R MM
28	Receive notice of Registration Rejection	Supplier Import	Supplier receives notice of Registration rejection.	
29	Set Registration status to Provisional	ESBN	<p>Failure of the following validations will cause the Registration to be provisionally accepted, unless rejected above, pending approval by the DSO.</p> <ul style="list-style-type: none"> The Meter Point is not energised. The Registration will become effective when the Meter Point is energised. <p>The Connection Voltage is equal to or exceeds MV (Medium voltage) and there is no Connection Agreement in place or there is a change of Customer name or registered company number or change of tenancy. In this case the DSO must confirm the existence of a Connection Agreement before the Registration is accepted. It will be an exception for a Registration not to be provisionally accepted as the Meter Point cannot be energised without a Supplier for QH Metered New Connections.</p>	
30	Send Provisional Acceptance to Supplier	ESBN	If the Registration is provisionally accepted the Supplier will be informed of the Provisional Acceptance, with reasons, together with Meter Point status and characteristics known to MRSO at the time.	101P MM
31	Receive Provisional Acceptance	Supplier Import	Supplier receives Provisional Acceptance.	
32	Get Connection Agreement where required	ESBN	Where DSO is informed that a Registration has been provisionally accepted pending receipt of a Connection Agreement (in cases where Connection Voltage is equal to or exceeds MV (Medium Voltage)) DSO will obtain a Connection Agreement from the new Generator and signal the existence of the Connection Agreement to MRSO.	
33	Update Customer details	ESBN	MRSO updates Customer details.	
34	Provide G10 test results	Non-Participant Generator	Non-Participant Generator provides G10 test results.	

Process Step		Role	Process Step Description	Interface
35	Receive G10 test results	ESBN	ESBN receives G10 test results.	
36	Send ETCl cert and/or DoF & Duct ready cert	Non-Participant Generator	The Customer will be responsible for the provision of a wiring certificate, Declaration of fitness and Duct ready certificate to DSO where required.	
37	Receive ETCl cert and/or DoF & Duct ready cert	ESBN	ESBN receives ETCl cert and/or DoF and Duct ready cert.	
38	Perform Construction where required	ESBN	The generator will be responsible for providing confirmation of G10 test results to DSO. A wiring certificate, Declaration of Fitness and Duct Ready Certificate may also be required from the generator. When these have been received any construction required at the generator's site will be performed.	
39	Check if ready for energisation	ESBN	ESBN will check if ready for energisation <ul style="list-style-type: none"> • Ready for energisation - next step 40 • Not ready for energisation - back to step 39 	
40	Complete Meter installation & energisation	ESBN	Meters will be installed in accordance with applicable Metering codes, practices and standards and energisation will be completed at the Meter point when the following criteria have been met: <ul style="list-style-type: none"> • All Payment required has been received. • A Connection Agreement must be in place. All certificates required (wiring certificate/Declaration of fitness etc.) have been received. • Confirmation that G10 test certificate has been received. • A Provisional Supplier Registration is in place. 	
41	Data Collector confirms communications	ESBN	The Data Collector confirms the existence of a communications connection at the new generator site to DSO to allow for data collection.	
42	DSO receives communications confirmation	ESBN	DSO receives confirmation of communications.	
43	All data available to complete Registration	ESBN	At energisation, and once communications have been verified, DSO makes the Meter Details and the Meter Point status available to MRSO and completes the Meter Point characteristics.	
44	Set Registration Acceptance status	ESBN	Registration status changed to Acceptance.	

Process Step		Role	Process Step Description	Interface
45	Send Registration Acceptance to Supplier	ESBN	When energisation of a Meter point which has been provisionally accepted has been recorded and all other conditions for Final Acceptance are met, then the Registration is confirmed and the Supplier will be informed of the Final Acceptance. Aggregation of import data will commence at this point. Where energisation is not notified to MRSO within five days of the energisation date then, when energisation is identified: - a Registration Acceptance, backdated to the energisation date, will be sent to the provisionally accepted Supplier Should a Meter Point have a provisionally accepted Supplier Registration for sixty working days and that Meter Point has not been energised, MRSO will issue a report to the Supplier and the DSO.	101 MM
46	Receive notice of Registration Acceptance	Supplier-Import	The Supplier Import receives confirmation of the Registration.	
47	Advise Supplier of Meter Details	ESBN	EBBN sends Meter Details to the Supplier.	331 MM
48	Receive Meter details	Supplier-Import	Supplier Import receives Meter Details.	
49	Advise TSO of Registration.	ESBN	When energisation of a Meter point which has been provisionally accepted has been recorded and all other conditions for Final Acceptance are met, then the Registration is confirmed and the TSO will be informed of the Final Acceptance.	101 MM
50	Receive Registration Acceptance	TSO	TSO receives confirmation of Registration.	
51	Advise TSO of Meter Details	ESBN	ESBN sends Meter Details to TSO.	331 MM
52	Receive Meter Details	TSO	TSO Receive Meter Details.	

3. Supplementary Information

Non-Participant Generator Related Market Processes

The market processes as defined for Quarter Hourly metered sites (for example Change of Supplier, Change of Legal Entity) will apply to Non-Participant Generators unless stated otherwise.

Communication of the MPRN

Note: The Generator will receive the MPRN within Schedule 1 of their Connection Agreement which they get with their quotation.